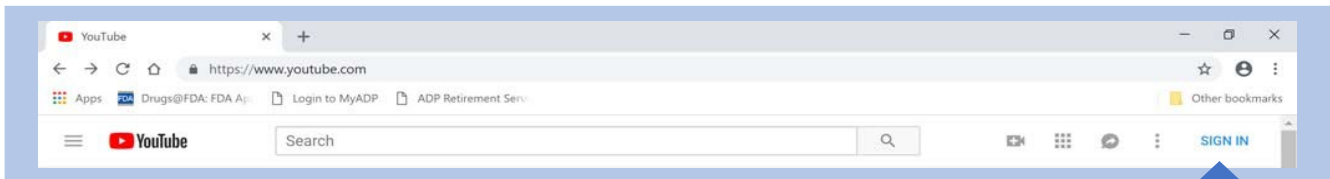


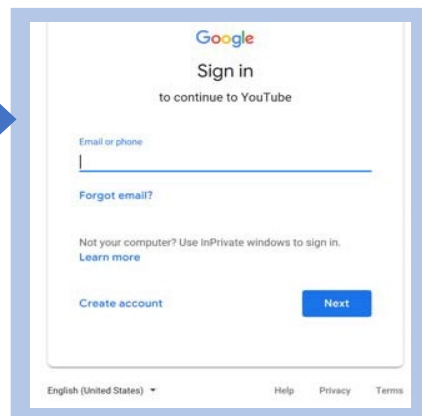


## How to Create a YouTube Channel and Upload Videos

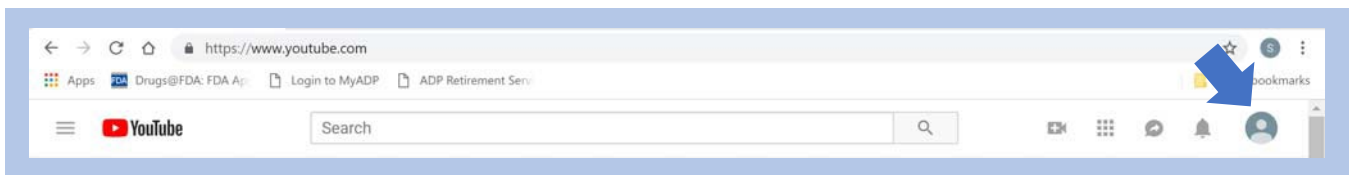
To create a YouTube channel, you will need to have a Google (or Gmail) account. At [www.youtube.com](https://www.youtube.com), select “sign in”



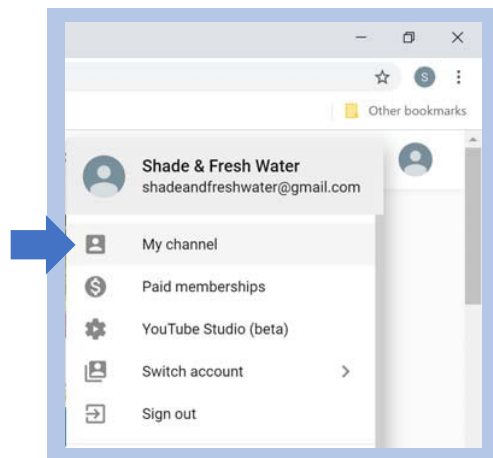
Sign in with your Gmail/Google account or make an account if you do not have



Once signed in, click on the picture icon to reveal the drop-down menu.



Select “My channel” on the upper left of the site.



***Courageous Leadership • Missional Engagement • Spirit-Led Innovation***



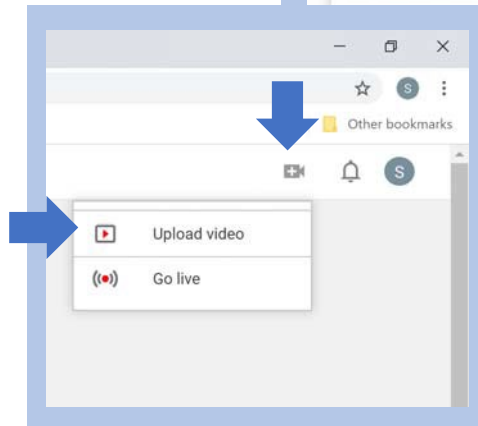


# The Florida Conference

OF THE UNITED METHODIST CHURCH

Enter your first and last name and select “Create Channel”

Click on the video icon



Select upload video in the pop-up menu

Select your File to upload

Make sure this is set to “Public” Do not make your

**!** Once you’ve uploaded your video, don’t forget to copy the URL and upload to UMCARES.

*Courageous Leadership • Missional Engagement • Spirit-Led Innovation*



## How to Upload Videos to Vimeo

Go to <https://vimeo.com/>  
Select "Join for Free"

Join with one of the options shown

Join Vimeo

First and last name

Email address

Password

Join with email

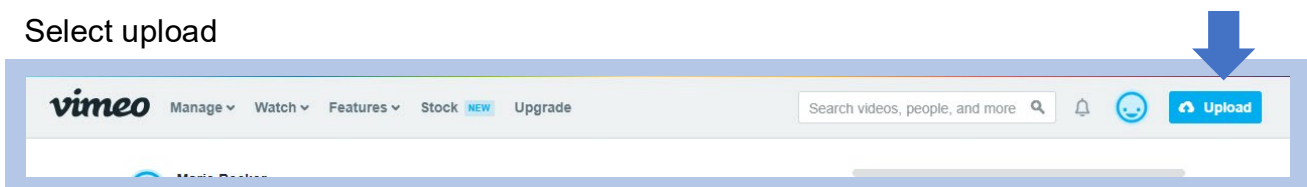
or

Join with Facebook

Join with Google

Already have an account? [Log in](#)

Select upload



*Courageous Leadership • Missional Engagement • Spirit-Led Innovation*



# The Florida Conference

OF THE UNITED METHODIST CHURCH

Select your file to upload

Drag and drop anywhere to upload

Or choose files

Privacy

Anyone can see this video

Make sure this is set so that anyone may view your video



Once you've uploaded your video, don't forget to copy the URL and upload to UMCARES.

*Courageous Leadership • Missional Engagement • Spirit-Led Innovation*

