



## Active Shooter Situations

Ernest Valverde,  
CrossRoad United Methodist Church  
Jacksonville, FL

# + Objectives



The objective of this training is to give the staff and employees of CrossRoad United Methodist Church:

- An awareness of an Active Shooter Profile
- Provide guidelines on how to respond when an active shooter is in your vicinity
- How to respond/react when law enforcement arrives
- What information to provide to law enforcement (911)
- How we as a church will handle a post-shooting incident

# + Profile of an Active Shooter

- The shooter's goal: To kill or attempt to kill people in a confined or populated area
- Shooters can be random or may target a specific person (retaliation –workplace violence)
- Most shootings are over in about 10 – 15 minutes



# + Active Shooter - Outside



- Seek Cover and Concealment
  - **Cover** is something that is capable of stopping a bullet
    - Brick wall
    - Engine block of a vehicle
  - **Concealment** is hiding behind something
    - Walls, trees, buildings, etc.
  
- Run if it is safe.
  - Zigzag, do not run in a straight line
  
- When you are in a safe location: Call 911

# + Active Shooter - Inside






# How To Respond to An Active Shooter



- You have three (3) options in this situation:
  
- Run
  
- Hide
  
- Fight

# + How To Respond to An Active Shooter



Option 1:

**RUN!!**



# How To Respond to An Active Shooter



- EVACUATE
- Know your exit routes and alternate route
- Leave everything behind
- Help others escape
- Don't let anyone back in the area
- If you think you can make it safely out of the building by running – do not run in a straight line. Zigzag!
- Take cover. Warn others. Call for help






# How To Respond to An Active Shooter



- Keep your hands visible (responding law enforcement officers don't know who the good guys are or who the bad guys are!)
- Do not attempt to move wounded people (help is on the way)
- Call 911 when it is safe

# + How To Respond to An Active Shooter



Option 2:

**HIDE!!!**



# How To Respond to An Active Shooter



- Hide!
- If the situation is that you cannot make a safe exit, hide.
- Hide out of the shooter's view.



# How to Respond to an Active Shooter



- Protect yourself if shots are fired in your direction
  - Close and lock the door
  - Turn off the lights and be quiet.
- Block the door with heavy furniture, chairs, anything.
- Lay down on the floor below the window line
- Move children to a safe area and lock the doors



# How To Respond to An Active Shooter



- Prevent the shooter from entering your hiding place
- Lock the door (Wedge if there is no lock)
- Silence your phone...and anything else that can make a sound...don't give up your location!
- Keep quiet
- Dial 911 to give information to the police – if you can't speak, leave the phone on to allow the dispatcher to listen
- Stay in place until you get the “All Clear” signal from a recognized authority

# + How To Respond to An Active Shooter



Option 3:

**FIGHT!!!**




# How To Respond to An Active Shooter



- Take Action Against the Shooter (**LAST RESORT**)
- ONLY WHEN YOUR LIFE IS IN IMMINENT DANGER
- Act aggressively...and mean it
- Throw things...use common objects as weapons
- Yell and scream

# + How To Respond to An Active Shooter



## Law Enforcement Arrives





# How to Respond When Law Enforcement Arrives



- OK, the good guys are here, but its still a bad situation.
- They have no idea what is going on inside
- They have no idea the condition of the shooter
- They have no idea who the shooter is....everyone is suspect.
- The situation is chaotic and they have a few seconds to sort it all out and restore calm.




# How to Respond When Law Enforcement Arrives



- They will arrive in teams
  - SWAT may be called in early
  
- They will be wearing Personal Protection Equipment
  - Anti-ballistic vests
  - Kevlar helmets, etc.
  
- They will be armed
  - Side arms
  - Rifles
  - Shotguns
  - Pepper Spray
  - Dogs

+

# The Good Guys Are Here....And They Mean Business!





# How to Respond When Law Enforcement Arrives



- They will shout commands (for your safety)
- They may throw you on the ground (for your safety) or may even handcuff you until they they have control of the situation (for your safety).
- They may pull you out the area in a rough manner (for your safety)



# How To React When Law Enforcement Arrives



- Remain calm (it will soon be over...they will gain control of the situation)
- Follow the Officer's instructions
- Put down anything in your hands (it may be mistaken for a weapon)
- Immediately raise your hands and spread your fingers (show that you have nothing in your hands that might harm the officer or someone else)



# How to Respond When Law Enforcement Arrives



- Avoid any quick movements towards officers – it might be construed as an act of violence (again the don't know you from the shooter)...you can hug them later.
- Don't point, scream or yell. Its chaotic enough!
- Don't talk to the officers...just get out safely!



# What to Provide to Law Enforcement or the 911 Operator



- Church address
- Location of the active shooter
- Number of shooters (if known)
- Physical description of the shooters
- Number and type of weapons used
- Number of potential victims
- Your location and anyone who might be with you

# + Active Shooter



- The first arriving officers (or SWAT will not stop to help injured persons – they work in teams). They are the entry team.
- Rescue Team will assist, move or treat the wounded. They may ask you to help.
- You will be questioned as a witness – stay put!



# + How To Respond to An Active Shooter



Post-Incident

# + Post-Shooting



- Go to the hospital.
  - Who knows where your blood pressure is!
  - Stress can make for an bad (even worse) day
- Media Relations.
  - The designated C.R.C. Media Relations person will be the face of our church to the world
- On-Site Pastoral and Mental Health Care.
  - We should provide immediate mental health care
  - We should provide immediate spiritual health care


# + Post-Shooting



- Lead Pastor (or designate) will lead the beginning of the healing process for the congregation as a whole.
- The church will provide prayerful healing hands to all those affected, especially children.
- Security Team will have a post-shooting assessment and evaluation of processes and procedures.

***We will all join in prayer for the victims, their families and the shooter and his/her family***

# + How To Respond to An Active Shooter



Healing.

# + Let The Healing Process Begin



# + Active Shooter Situation



# Questions?

# + Active Shooter Situation



**Thank-you.**